

2

**(IM)POSSIBLE
SCHOOL
BOOK:
AS FOUND.**

4

Published by Five Years

ISBN 978-1-903724-08-8

All rights reserved.

Copyright © The Authors 2012

Five Years

fiveyears.org.uk

FIVE YEARS

TATE
MODERN

6




Contents.

8	The Invitation to Propose
12	As Found.

Proposals.

18-19	Ace&Lion (Sharon Bennett, Metod Blejec & Scott Schwager)	60-61	Hadas Kedar
20-21	Alain Ayers	62-63	Ilene Berman
22-23	Amateurist Network	64-65	James Hutchinson
24-25	Anna Lucas	66-67	J. Dunseath
26-27	Anna Mortimer	68-69	Jessica Potter
28-29	Annie Davey	70-71	Jillian Knipe
30-31	Bella Kerr	72-73	Jon Trayner
32-33	Calum F Kerr	74-75	Julia Moore
34-35	Catalog (Joyce Cronin & Frances Scott)	76-77	Kim Wan
36-37	Charlotte Knox-Williams & Jennifer Jarman	78-79	Lee Campbell
38-39	Chiara Mu	80-81	Leslie Barson
40-41	Collaborative Art (Froso Papadimitriou & Jonathan Bradbury)	82-83	Matthew Lee Knowles
42-43	Dagmar I Glausmitzer-Smith	84-85	Mirja Koponen
44-45	Damien O'Connell & John Greene	86-87	Neil Ferguson
46-47	Deborah Ridley	88-89	Patrick Loan
48-49	Edward Dorrian	90-91	Rachel Cattle
50-51	Eitan Buchalter	92-93	SE Barnett
52-53	Esther Planas	94-95	Sharon Gal
54-55	Esther Windsor	96-97	Simon Wells & Max Mosscrop
56-57	Francesca Cho	98-99	Steve Richards
58-59	Gary Kempston	100-101	Sylvie Vandenhoucke & Kris Vandessel
		102-103	Tansy Spinks
		104-105	Teachers Consult 2012 (Joanna Wilkinson, Kate Jackson, Amy Mckelvie, Linda Scott and Effie Coe)
		106-107	Tom Estes
		108-109	Walter van Rÿn

Notes.



Invitation to Propose.

Five Years.

Tanks Summer School, Tate Modern.
(Im)Possible School Book: As Found.

Opening in July 2012, the Tanks will be home to a festival of cross-disciplinary and live event-based art work by major international artists. Summer School participants will use the Tanks spaces as a unique setting to explode possibilities for teaching and learning through presenting action, film, installation, participation, speech-based events and performance.¹

Five Years has been invited to develop the 'Summer School' at Tate Modern in collaboration with the Tate London Schools and Teachers team. The Summer School invites local teachers and gallery professionals to participate² in a five day school set within the new Tanks spaces at Tate Modern from 23 – 27 July 2012.

Five Years in turn invites you.

This is a free and open invitation for anyone to propose an 'activity' for the Summer School. The collection of submitted proposals will form a resource book to provoke discussion and action for the Summer School's participants over the five day course, serving both as an archive of ideas and working text to be tested.

As a possible guide for activities at the Summer School, the book invites an examination of the idea of the school-as-event. The museum as the site of this event and the role of the participants are opened up 'for more than mere spectacle or a moment of playful participation' *but as an occasion of learning.*³

'Everything is in the book'.

Words such as 'exercise', 'guide', 'action', 'school', 'participatory', 'resource', 'practice', 'teaching', 'instruction', 'performativity', 'theatricality', 'pedagogy', 'museum' and indeed any of the terms found in this invitation may be defined, questioned and interpreted freely by you in your proposal.

All submitted proposals will be accepted
All submitted proposals will be published.

The book/ publication will be printed as a limited edition for participants of the school to use and annotate. It will remain at the Tate as archive material.

A downloadable PDF of the book/ publication is available.

An open discussion of the project will be chaired by Five Years at Tate Modern as part of the Tanks programme. 27th July 2012. This is a free event.

This is the twelfth project organized through Five Years since 2000, that specifically looks at the idea/ problem of how an open invitation/ participation/ DIY/ free-for-all may constitute a social practice.

Edward Dorrian (Five Years) 2012

.....

1 The Tate London Schools and Teachers Team

2 Details of how to apply for the Summer School at www.tate.org.uk/whats-on/tate-modern/courses-and-workshops/oil-tanks-summer-school (Full price places on the course are £300 per person.)

3 The Tate London Schools and Teachers Team

10

All proposals
will be
accepted.

All proposals
will be
published.
Submission is
free.

12

As Found.

1

While artists and critics in the 1960s were talking about the ever-increasing dematerialisation of art in performance, film, and conceptual and ephemeral practices, it now seems clear that the rise of the event in art or art-as-event has not abolished the object. The event, action, film, performance and participation have all become accepted aspects of the artwork and its experience. Event and object coexist in a relationship of mutual dependence. Witnessing the event matters, but you have to be there for more than mere spectacle or a moment of playful participation.

The event-based nature of the artwork has, paradoxically, given rise to a renewed interest in the object, its substance and the nuances of its material condition. At the same time, it calls into question the nature of the experience of art. Audience, spectator, viewer, visitor, witness, participant: what do you call the person who is present when art is [the subject in the presence of art]?

Alain Badiou defined the event as a rupture in being: 'I name "event", a rupture in the normal disposition of bodies and normal ways of a particular situation. Or if you want, I name 'event' a rupture of the laws of the situation.

*... An event is the creation of a new possibility. An event changes not only the real, but also the possible. An event is at the level not of simple possibility, but at the level of possibility of possibility.' * By focusing on the disruptive nature of the event that Badiou identifies here, one can see how contemporary art (as event) is both essentially part of a continuum and a point of excess. It acts on the real and produces new possibilities.*

This is the starting point for our enquiry into the emerging history of this range of practices. The Oil Tanks programme explores the event of art, its place in the museum and the museum as place for art-as-event, that is to say the relationship between art, its experience by the viewer or participant and the museum as the site of the event. The museum-as-event sets out to play host to art and to archive it; it aims to contain not just object but rupture, possibility and excess.

2

Ambitious and imaginative installations are pushing traditional gallery spaces to their limits. When Tate Modern opened in 2000 there were 86 large-scale installations in the Collection; now there are more than 300. The three awe-inspiring oil tanks at the foundation of the new building will provide a unique raw industrial space to display large-scale artists' installations, as well as performances and film.

Three new galleries will also be created from raw 'as-found' spaces adjacent to the oil tanks. Space which would have originally contained Bankside Power Station's ancillary plant and equipment.

3

The oil tanks provide a found industrial space of extraordinary scale and dramatic beauty complementing the more refined spaces rising above. They provide not only the physical foundation for the new building, but also the starting point for intellectual and curatorial approaches, which have changed and developed to meet the needs of a contemporary museum in the twenty-first century.

-
- 1 Being There: The Languages of the Live. Tanks 2012 Programme
Catherine Wood, Curator: Contemporary Art & Performance and Marko Daniel, Convenor: Adult Programmes, Tate Modern Curatorial Notes
* Alain Badiou, "Is the word Communism forever doomed?" (Henry Street Settlement, Harry de Jur Playhouse, New York City, November 6, 2008), http://www.lacan.com/essays/?page_id=323.
 - 2 Tate Modern Tanks:
Architectural concept 2012
<http://www.tate.org.uk/modern/transformingtmc/concept.shtml>
 - 3 Tate Modern Tanks Publicity 2012
<http://www.tate.org.uk/modern/transformingtmc/performance.htm>

4

*The Tanks Summer School
Exercises with Five Years*

Set within the new, subterranean spaces of the Tanks at Tate Modern, the Summer School represents a unique opportunity to explore the possibilities of teaching and learning in a transformed gallery space. Large, intimate, raw and unrefined, the Tanks will be home to a temporary festival of cross-disciplinary and live event-based art. The school will bring together teachers and international gallery professionals to explore the preoccupations of the Tanks; questioning the notions of instruction, action, performativity, theatricality, pedagogy and 'event' embedded within the Tanks' artistic programme. Developed in collaboration with London artist run gallery 'Five Years', the school will offer participants the opportunity to both witness and create film, action, installation, participatory and speech-based events and performance.

Local teachers* Summer School invite letter
The Tate School and Teachers Team 2012

* In recognition of engagement with, and contribution to, the Schools and Teachers programme at Tate over recent years, the team is offering a bursary place to local teachers on this year's Summer School. The bursary place is offered on a first come first served basis. We have 15 to allocate. Full price places on the course are £300 per person.

5

*The Tanks Summer School
Exercises with Five Years*

Large, intimate, raw and unrefined, the Tanks represent an important shift in gallery practice for Tate. Home to a festival of cross-disciplinary and live event-based art for 3 months only this is a one-off opportunity to participate in this important international cultural event. Once the home to the sump oil fuelling the power station and literally underground, the Tanks gallery spaces invoke a conceptual 'sublevel', a space where those 'blank missing areas' of art history can be explored and brought to light. Open for a short window of time, the spaces will become temporarily hidden once again in October 2012 while the new building is erected on top of them.

The Summer School is a unique chance to explore the possibilities of teaching and learning fore-grounded by this transformed gallery space. The school will bring together teachers and international gallery professionals to explore the preoccupations of the Tanks; questioning the notions of instruction, action, performativity, theatricality, pedagogy and 'event' embedded within the Tanks' artistic programme.

Developed in collaboration with London artist run gallery 'Five Years', the school will offer participants the opportunity to both witness and create film, action, installation, participatory and speech-based events and performance.

International contacts

Summer School invite letter

The Tate Schools and Teachers Team 2012

6

There is nothing the schoolmaster can hide from him, and nothing he can hide from the master's gaze. The circle forbids cheating, and above all that great cheat: I can't, I don't understand. There is nothing to understand. Everything is in the book.

Jacques Ranciere,
The Ignorant Schoolmaster

7

What are the pragmatic requirements that would enable a free school to operate effectively and consistently... Speakers/Participants were given an open brief to address these and related issues in their own ways. There is a simple philosophy informing the school which makes no distinction between teacher and taught.

John Cussans FreeSchool statement for YES. YES. I KNOW. FREE SCHOOL. I KNOW. Five Years 2009

FreeSchool was established in March 2008 when Cussans was invited to participate (along with Jon Trayner, Andrew Cooper and others) in a show called The New Dark Age curated by Dean Kenning. As part of their involvement they proposed to host a series of talks about other Free School initiatives with a view to develop the framework for a Free Art School. Through the duration of the show they invited a number of speakers to come and talk about their experience of open/free educational initiatives. The background context to this series of talks was a conversation which had been taking place between colleagues and students over several years about how a free alternative art school might be instituted, one which would operate in close relationship to the independent gallery system, one which would be mobile and nomadic, making use of the abundance of free cultural resources in the city, informal gathering spaces and co-operative expertise.

16

Proposals.



Information:

Ace&Lion created **Museum** quiz in response to an invitation to propose an activity to Five Years. Tanks Summer School, Tate Modern, (Im)Possible School Book: As Found.

Museum quiz is an action-based, participatory activity where 6 to 42 participants ask site-specific questions related to their interests and search for answers.

Participants select 2 quizmasters, form teams and collaborate to find answers to questions set by fellow participants. Questions guide teams as explorers in search of knowledge whilst experiencing and engaging with the **museum's** architecture, collection, history, grounds, and other visitors.

Museum quiz can be repeated varying date, location, participants, and instructions to create future activities by participants, Ace&Lion, Five Years, Tate Modern, as well as other **museums**, galleries, and members of the public.

Ace&Lion is a group of artists, activists, and other creative people who work jointly on collaborative projects, ideas and exchange.

Having received **Museum** quiz Instructions and Information, participants agree that they have understood the activity's terms of participation and consent that the questions, answers and other outcomes of the activity and their participation may be archived, edited, published, made publicly available, exhibited and otherwise used in the future by participants, Ace&Lion, Five Years, and Tate Modern.



Museum quiz

Instructions:

1. Select 2 quizmasters. The first quizmaster is the median height person in the space. The second quizmaster is a volunteer from the rest of the participants.
2. Participants disperse and return in 30 minutes with 2 questions.
3. Questions should relate to the Tate Modern's collection, architecture, history or visitors, and be up to 20 words. Answers should be findable by your quizmaster.
4. Participants form teams of 3-6 people.
5. Quizmaster names the teams A,B,C... and so on.
6. Teams submit numbered questions on 1 side of A4 to the quizmaster, with the answers and answers' locations numbered same on reverse side.
7. Teams label each question and answer to its left using your team letter followed by the number of the question; so, team A's list is A1, A2, A3... and so forth.
8. Quizmaster collates and distributes 1 copy of all questions per team.
9. Quizmaster sets a time limit for the teams to search for and return with answers allowing 15-30 minutes afterwards for reading answers and team scores aloud.
10. Teams disperse into Tate Modern in search of answers to their opponent teams' questions.
11. Quizmaster verifies questionable answers while teams search.
12. Teams and quizmaster, don't worry if not all questions are answered in time.
13. Teams return to the Tanks with answers. Write and number these according to questions and submit to quizmaster with your team letter at each sheet's top.
14. Teams read your questions aloud.
15. Other teams answer these questions aloud.
16. Repeat 14 and 15 until all questions are read.
17. Teams count and tell quizmaster your number of correct answers.
18. Quizmaster announces each team's number of correct answers.
19. Participants consent to potential future uses of material from **Museum** quiz by participants, Ace&Lion, Five Years, and Tate Modern.
20. Quizmaster or coordinator sends questions and answers to info@aceandlion.org to be made publicly available and for future uses in art, education, and research.

20

Alain Ayers
What They Talk About When They Talk
About Art

Introduction

As you can see this title connects to Raymond Carver – What We Talk About When We Talk About Love – and to Haruki Murakami – What I Talk About When I talk About Running

When we talk we think, look and listen simultaneously, through time. At Tate Modern recently I had a spontaneous dialogue with the project group who invited a response about the Tate Tanks. I saw a series of questions or prompts directing me to a future where we could engage in a new approach to event and performativity. Given the state of the world I am finding it difficult to retain a sense of the present never mind the future and even though I have understood the need to imagine futures in order to explore all unknowns, uncertainties and impossible probabilities, it feels like our collective present is the most improbable thing.

Action 1

A group project (for up to twenty people).

Begin with an introduction and self-organising phase for the group to critically engage with the intentions of Action 1 and plan the programme of the day, to include breaks.

After this go into the Tate galleries as individuals to find a chosen piece of artwork. Do not note the artist's name, title of work or use the provided gallery context information and choose a work that you are not familiar with.

As you are present with the art work, using writing and notation on paper, form a five minute response that you can use to report back to the group on how this work makes you feel, and what you think is happening 'live' in the work.

Meet back together to share your findings on your chosen art work using any further notational, word, image, diagrammatic, performative language to enhance the communication of your experience to the group.

When this cycle has been concluded move to the next phase. Take each work of art, individually, remember you don't know the artist's names or the titles of these works, and talk about three phases of these works, one by one.

1. How does the artwork register in relation to ideas we have formed about the past? 2. What value does the artwork have in our understanding of the present? 3. Can the artwork give us some knowledge about the future?

As a conclusion phase, the group can form its own research model in relation to what has been talked about.

In brief

Introductions	1 hour
Self-organising phase	1 hour
Being present with the chosen artwork	1 hour
Reporting Back each 5 minutes	2 hours (eg for 20 people)
Research model	1 hour

22

The Amateurist Network

The Amateurist Network is interested in what it could mean to be an amateur and what constitutes an institution.

24

Anna Lucas

Look at an image for a minute. Turn away from it and describe it. Film the image with the remembered description as a voice over. Repeat over time gaining or losing clarity as you go. You can do this on your own, or with others. Most mobile phones have a camera.

26

Anna Mortimer
Lost (loss) in the Tanks.

Proposal for a work of voice theatre.

My proposal is to create a sound work based on the experiences of loss that every visitor/participant to the Tank will have experienced whether child or adult. A work of recorded voices recalling moments and memories of loss. This 'living' sound work, a work of voice theatre, once made becomes a historical document to be added to the archives of the Museum/Tate which is the collector and guardian of history. The idea starts with the Tank itself which is an empty container that has lost its contents, lost its original function and meaning. The Tank (only open for a short time) also acts as a metaphor for the brief recollection of memories which are often only fleeting, surfacing only momentarily before being lost again.

To give each participant a starting point I suggest linking this with the 'School as event' whereby the experience of school is a common factor for the majority of the visitors/participants. Many experiences from school remain in our memories long after other things have faded. Sadly many of these memories are traumatic or negative and can be linked with the idea of loss. For example; loss of independence and independent thinking, loss of identity, loss of confidence through bullying etc. Thinking about loss should not be

restricted to the subject of school as for many visitors other memories may surface. Silence, stillness and the cathedral like quality of the Tanks should allow time for reflection. Using the physicality of the large underground spaces, womb like and semi dark cut off from the usual visual distractions and stimuli will I believe enable further recollections of loss. For example; small child in a big space, a quiet voice lost in the cacophony of the many, separation of mother/child, loss of time, loss of physical faculty etc. Memories are already lost in time but become 'alive' again in the recalling and vocalising. Making a voice work out of these memories, a weaving of spoken words an artwork will be created that will transform the space. In the telling and the listening something unknown and unexpected may happen connecting the personal and the universal. In the interaction between the participants the Tank will become no longer an empty container but a receptacle of sound. Each participant would be given the availability to use simple facilities to record a memory of loss. These collected recordings would be edited and then 'fed' back into the Tank spaces for further interaction from later groups. The voice work could be on a loop and be added to or revised for the duration of the Summer Schools. The final piece would then be added to the Tate archives for future generations.

28

Annie Davey
Distant Era Curriculum

INTRODUCTION

Over the course of the 20th century the notion of learning to be an artist as the acquisition of skill according to a pre determined consensus has gradually diminished; from secondary school through to higher education, UK art students today are required to innovate via independent research and critical discussion, above and beyond displays of technical mastery and received wisdom. Indeed today, the distinctive contemporary art student must not just achieve, but surpass, the given parameters, expectations and horizons of their tutors. The curriculum now demands rebellion.

Yet could it be that the parameters of curricula enforced long past their sell by date are a necessary driving force for such rebellion? Now that critique and challenging the status quo are its mandate, does the curriculum lose its potential as a useful, even radical, source of resistance?

This activity aims to explore the creative potential of framing the contemporary art student, with their contemporary mindset, by the curriculum of a distant era; one so at odds with the contemporary as to produce new relations between teaching and learning and, perhaps even, new forms.

OVERVIEW

In this activity participants will research the teaching methodologies of a distant historical period of their choosing, and develop a curriculum with potential to be delivered within a contemporary educational context.

ACTIVITY

Part 1. Research

Participants will undertake research, in groups, into the pedagogical methodologies, philosophies and approaches of a distant era of their choosing.

Suggestions include:

Ancient Greece*
Italian High Renaissance
German Neo-Humanism

Part 2. Development

Pooling their resources, participants will devise a curriculum using the standardized format of a contemporary module, similar to those used to propose new modules today. As such, participants will have to consider aims, objectives, required resources, teaching methodologies, learning activities and outcomes.

Please note: since historical authenticity is deemed questionable, a curriculum could be designed with limited resources; access to Wikipedia, the viewing of historical films or documentaries, fictions or even half remembered stories are perfectly sufficient sources upon which to write a curriculum.

Part 3. Delivery (optional)

Participants will attempt to deliver the curriculum. Failing that, the production of a distant era curriculum could be used to generate discussion as to the pedagogical context of the contemporary art student and its position within a continuum contingent upon social, economic and political change.

EXTENSION ACTIVITY

Participants could consider remixing or a 'mashup' of curricula from various eras to form hybrid approaches.

30

Bella Kerr
Visual Knowledge:
How Do We Make the Things We Make?

Recipes for a Red Ball
Please make a red ball, about the size of an orange. Bring it to (X), with any instructions regarding the making process.

Explain how it was made and leave it in the space.

How do you approach the problem of constructing a spherical form? What are the issues of durability, feasibility, fabrication, cost – will the method suggest a scale itself? Is colour intrinsic to the material, or will it be added after construction?

The sphere might be a complex textile project, or a simple hand-molded form.

Any material may be used, and a 3D form might even be replaced by a 2D image.

The sphere is a universal form, both functional and non-functional. Our response to the object is physical and active – it is something to hold, throw or keep. The way it is made may often be a response to the use for which it is intended – weight, texture, aesthetic, solid or hollow.

Explaining the making process provides an opportunity for discussion, the sharing of skills – either traditional or unique – and consideration of the object, the maker's thoughts and the relationship of the giver/receiver and the contexts of place, event and histories.

Recipes for a Red Ball, the first part of the Red Ball Project, asked for red spheres to be made and brought to the Project Space at Studio Supersaurus, Swansea (Spring 2011). The makers were asked to introduce their ball – explain the method of manufacture and provide other relevant information. Discussions around the red balls indicated that a range of information could be appended to, and extracted from them, including narratives from life, technical know-how and aesthetic judgements. About 50 balls were received and these became the focus of seminars and informal discussions. Another 50 (approx.) have been received subsequently.

The work investigates ideas around the relevance of visual knowledge, the edges between research and practice, and the nature of the gallery space, asking:

How and why do we make what we make, as artists and designers, hobbyists and housekeepers? What is the nature of the visual and physical knowledge embodied in the objects we make? What is the relationship between the objects and verbal expressions of and around the objects?

As a continuation of this process, Part 2 will again request red balls to be made/brought (this part of the project is ongoing) and received (and kept) - by myself (or others in my role), depending on the formulation of the project in this context.

Options include: a call for red balls, as previously, via website/other, AND/OR, preferably, red ball event(s) at which balls can be made with materials provided/brought to the site.

(Currently, the existing red balls are being documented, and the notes made during the initial project are being 'written up' - examples can be provided.)

32

Calum F. Kerr

SEE YOU IN COURT

(SIMPLE) SUMS FOR FUTURE ACTIONS

Addition

ACTION plus INTENT
INTENT plus INTUITION
INTUITION plus IMAGINATION
IMAGINATION plus ACTION

Subtraction

ACTION minus FEAR
FEAR minus INHIBITION
INHIBITION minus THOUGHT
THOUGHT minus ACTION

Multiplication

ACTION times AUDIENCE
AUDIENCE times EXPECTATION
EXPECTATION times PARTICIPATION
PARTICIPATION times ACTION

Division

ACTION divided by POPULATION
POPULATION divided by INDIVIDUALITY
INDIVIDUALITY divided by SELF
SELF divided by ACTION

To be combined, discussed and extended. Inside and outside the TANKS
SEE YOU IN COURT Action 2012 - www.seeyouincourt.info

34

CATALOG* would like to propose the following game as a method of investigation and learning.

This is a space where concepts and actions can be developed freely and collectively.


TRANSFER - - - RECEIVE - - - MANIFEST - - - EXCHANGE

A game for any number of players.

Each player, at the beginning of the school week, should bring a 'starting point' - in the form of printed material, an object, or concept - that they gift to another player in the class.

The recipient of this material must use the summer school, its methods and their learning experience, to interpret their gift in such a way as to create a new provocation – an action, work, text, or response as appropriate. There are no limits to what this could be or how it is presented.

The outcome is then passed on to another participant, who can choose to end or continue the cycle. There is the possibility that the game spills beyond the parameters of the week.



*

CATALOG is Joyce Cronin and Frances Scott
www.catalog.org.uk

36

Proforma.

(Im)Possible School Book: As Found.

Invitation to propose an 'activity' for the Tanks Schools and Teachers Summer School.

Proposals for (Im)Possible School Book. As Found. should be submitted using this downloaded proforma (also available as a word document) from:

www.fiveyears.org.uk/im.possible.school.html

and emailed to: im.possible.school@fiveyears.org.uk

Deadline for submitting proposal: 25/06/2012

Name: Jennifer Jarman and Charlotte Knox-Williams

email address: jenjarman@gmail.com / knoxwilliamscharlotte@gmail.com

contact telephone number: 07896322103

Proposal (no longer than 500 words.)

The Doubly Invaginated Ruff of the Benign Headship

Jennifer Jarman and Charlotte Knox-Williams have been invited to lead an 'activity' as part of The Tanks Summer School, Schools and Teachers, Tate. The session will form part of Five Years project, (Im)Possible School Book: As Found.

Incorporating performance, film, group and individual activity the event is an event of
event as a folding, furling, picating or protruding, a film of an event which all possible actions
are simultaneously distributed. Anything can happen: 'everything is in the book'.

The inside turns outwards on itself, inviting and revealing the inside whilst concurrently folding
the outer back into its depth.

It becomes a collar, a ruff above which the head swims in flow, set about in the thousand folds of
servitude that tend to become one with their respective wearers, to exceed their attitudes, to overcome
their bodily contradictions, and to make their heads look like those of swimmers bobbing in the
waves'. Folded from paper, gathered through action, these ruffs both serve to elevate and institute
servitude.

Is it possible to think freely when you are invited to do so? How open
is open? How many heads are there and which one is at the top?

Please tick this box to confirm that you accept the terms and conditions

7. See inside the front cover for individual photographs of the finished automata.

Please tick this box to confirm that you accept the terms and conditions

38

Chiara Mu

Look at an image for a minute. Turn away from it and describe it. Film the image with the remembered description as a voice over. Repeat over time gaining or losing clarity as you go.

You can do this on your own, or with others.

Most mobile phones have a camera.

HOW TO BUILD HAPPINESS THEN UNDO IT - 10 useful tips

Find a good man (or woman) in a fairly romantic way, possibly travelling.

Be so close to merge, reorganize each other lives, take over his house, teach him how to massage your neck and learn how to cut his hair.

After 4 years of living together jump into a drama: have a nervous break down or have an accident or lose your job. Make a specific request of stability and reassurance: ask to be married by him.

Marry in 3 weeks, create together a very personal and moving ceremony, invite all your friends, throw a night wedding party at the beach then look at the moon, silently contemplating your life-changing moment. Be absolutely happy.

THEN UNDO IT.

Move out two weeks after the wedding: take an MA course in another city or take care of a relative in need or find a very good job in another town. Spend good time apart, go back home only once a week, make sure your husband is supporting your choice with kind words, but deep down is consumed by anger.

Finally spend some time together, go on holiday after one year of distance.

Take him out for a walk and listen to his requests: having you at home for good, having children to make the relationship moving forwards, putting aside any of your aspirations which don't match these requests. Cry deeply while walking, silently contemplating your life-changing moment.

Fall in love with another man, possibly in your work environment, willing to "shelter" you emotionally. Make sure you will make enough mistakes to be morally despicable, hide the truth from your husband, feel consumed by lust for your lover, forget one compromising e-mail in your husband's computer.

Move away for good after 6 months and after trying to patch-up at least twice. Rent a room somewhere, get a full-time job. Within 6 months break-up with your lover, focus on getting your acts together, keep contact with your husband, miss your home, your cat and him deeply.

Finally meet him, say you wish to come back home. Listen carefully when he says with a satisfactory smile that it's too late, he found a new girlfriend and he doesn't love you anymore.

Be in absolute pain for at least 3 months, then make radical new plans, leave the country, go east. After 3 other months talk to a lawyer, ask for the divorce. Get the divorce in exactly 9 months, without petitioning for any alimony. Mourn every single day for an uncountable time, still. Eventually move on, feel old and be free.

This exercise is not gender specific. Practice it with others or at least two more; most people look for love and/or a certain degree of perfection. Stay in UK, marrying and divorcing in other countries can take much longer. You can start with a 7 years period then try to shorten it each time.

40

Collaborative Art
(Jonathan Bradbury &
Froso Papadimitriou)

In the Footsteps of Automatic Poetry

The concept is to generate a collective poem with audience participation based on automatism. Looking into the techniques used by the Dadaist and Surrealist movements, the intention is to recreate practices used by these movements for the spontaneous act of poetry writing without preconception of thought, and incorporating these practices into a collaborative exercise.

The aim is to trigger creativity through unprompted reaction, give the opportunity for the participants to understand the processes of unconscious exploration and create a platform of artistic collaboration and discussion in the group.

The activity is designed to randomly construct a poem based on the title. The title itself should be a word or an abstract phrase that has an open reference with multiple interpretations. The poem consists of numerous verses and each verse consisting of six lines. Individuals involved will be given two minutes to write a six-line or three-line (the amount requested from each individual will be related to the overall number of participants and duration of the exercise) poem based on spontaneous reaction to the title stimulus, this can be in any form they choose to express themselves in, for instance singular words or random phrases.

Afterwards the lines are separated individually as written, folded and placed into a bag/box and mixed together.

In order to highlight the effect of chance a die is introduced, which will indicate the order the lines are read in the final poem starting from the first verse. The activity teacher/leader rolls first the die and then selects the first line and reads it aloud, then selects from the group of participants the next person to roll the die, draw a line out of the bag/box and reads aloud- this person then selects the next person and so on until all of the lines have been drawn and read. If there are repetitions of line numbers drawn through the creation of one verse, then the die is rolled until a different number is reached and all six lines of each verse are created.

The final poem is to be transcribed as it has been created and projected onto a screen for all to see the finished poem and the teacher/leader to read the whole aloud as conclusion of the activity. Ideally a discussion amongst the participants and the feedback for the exercise would be the conclusion.

An example of the exercise would be:

Title:

'How far can we reach?'

Participants 10

Each participant required to write 6 lines in 2 minutes

Action leader separates lines and place them in a bag, mixes them.

He rolls the first die, which comes to number 5. That indicates that the first line he will draw will be the 5th line in the first verse.

After reading aloud the line then chooses the next person to draw a line.

After all lines have been read the action leader reads the poem aloud and recorded/archived.

Dagmar I. Glausnitzer-Smith
school-as-event-as-workshop

12-Hour Marathon Performance Art Workshop 'Werktag 4' London

Werktag. an Edu-Action event

Werktag is a one-day in-situ Live Action/ Performance Art Workshop for students of Fine Art European Academies and Universities and art-minded participants. Werktag is a 'marathon' Performance Art Workshop, which takes place over a period of 12 hours, 7 am – 7 pm. It will be headed off at a specific meeting and greeting point, and in the first hour accompanied by an animal.

A second day may be organized if an exhibition, public performance art event and an invitation is included. This becomes a short-term, pre-organized notice to relevant press and internet postings, e-mailing information.

It is the aim to organize the - Werktag- Marathon Performance Art Workshop in European Cities.

Preparations include the coordination of possible institutions, sites, locations, places, debates and a possibility for public presentations and speaker's forum.

Initially any workshop situation will be one of experimentation and enhance a safe 'laboratory' experience to all participants. Though the moment of public presentation is different and will be shared with others. The idea is to offer the opportunity to test the difference of 'laboratory experimentation' and a 'public event situation. The laboratory situation may be in the street, an abandoned building, the super market, the car park, small shops.

The learning process assesses a cultural experience with 'local' people, urban settings and country/city-specific places. It creates links to artists' working practices in the process of intervention and adaptation of 'foreign' encounters: language and 'city impressions'. The level of awareness is also given to the relation between 'true places' and 'non-places'.

non-directive performative instructions

Instructions are governed by the nature of environmental clues and signs, the presence of objects (found or made, and instrumentalised), analysis of the situation.

Marking non-places. Inventive tool-making process. Making the foreign place a non-place without the influence of the public context.

Making the body the model tool.

Making an image at the non-place, which receives a new definition by removing the original meaning and function of the place.

"You need to be suspicious and empty-minded."

An image is being created in the moment of action.

Walking one's own objects between places and non-places. Example: a tree with a participant, a participant holding on to a tree will be entering a department store, the car park, in passageway at the walls between buildings.

Collecting and moving objects from non-places and transfer them.

Durational actions with interchangeable objects, the unconsciousness self remains at constant but the consciousness rotates between words and visual occurrences.

Is information about the workshop placed in the nearest area?

Is this Performance Art information being invented and formulated and described?

There can be starting points of reference, not end points of practises or instructions with empirical outcome. Actions are fully process-based. Images feed on images, and experiences on experiences, as events they totalize life situations into community-generating aspects of behavior. Details will be noted as Performance Art Text/ Language.

R. Müller, Valie Export: Fragments of the imagination, p-214, quote:

"The only way to escape from social or cultural codification is to negate. change, or destroy it."

The live body of the artist and his/her consideration of presentation politics are being negotiated against the plane of immanence and becomes a highly absorbent presence in the understanding of the "now". At the root of the art-making process here lies the realization and production of subjectivity in a far less specific event than to manifest a method: an action with and alongside a foreign cultural background. Individual action and interaction gives rise to the clarity of situation and image-making exercises, which may bear the generosity in the viewer's impression, experience and memory.

So far Werktag 1, Werktag 2 and Werktag 3 has been taking place in Berlin, Germany (March 2004, September 2004, April 2003) where research, coordination, transportation and accommodation was in part self-funded and organized by Kingston University. Participants were Kingston University Fine Art Students and Berlin Artists. Meeting and greeting point was Berlin Alexander Platz and the animal was a dog. Animals are less conditioned and are purely intuitive beings.

The Werktag 4 marathon performance workshop situation is in the context of exploring parts of London. Several 'camps' as base stations will be established to provide:

- orientation
- information strategies
- workshop participant's communal gathering ground
- food and drink provisions
- starting, stopping, re-energize, resting area
- reflection and discussion floor
- a reservoir of sketching paper and tools
- a 'green room' by means of safe-keeping of personal belongings
- the base station will be used with care and responsibility, respecting health and safety regulations

The base stations will be chosen according to the city area, official permissions may have to be organized, in regards to the usage of the place by workshop participants. Base stations may be or may not be performance art spaces. In a specific time schedule, the public eye may or may not explore the base station.

The base station or camp is understood to be a temporary performance art dwelling place.

This may overlap with the work and the image itself; documentation, accessibility, visibility and negotiation of meaning of space will have to be taken into consideration,

(see also Glausnitzer-Smiths' actions London 1999 of <http://www.werftraum.org/pages/depot.html>

and actions, titled: re-conditioning phase 1 and phase 2) London 2000 <http://www.werftraum.org/pages/reconditioning/reconditioning1.html>)

The marathon performance art workshop proposes to experiment with the idea of 'foreignness' though the outset of participants' origin may be familiar and accustomed to place, location and cultural background. It also invites creative people who have chosen London to be their 'new' home perhaps due to the fact of joining institutions and art academies. Initially the foreign city was chosen periodically but has London become the new dwelling place for the artist?

Werktag is a werftraum international event situation: <http://www.werftraum.org/pages/werktag/werktag.html>

Dagmar I. Glausnitzer-Smith,
UK-Germany 2000 - 2012

44

Damien O'Connell & John Greene

The group will work together to construct a banner bearing the text

“Art is Useless, Go Home”.

Art is always useful to someone. It can take the form of instrumental spin or commodity-object. As a hobby, art can fuel the introspective turn of the atomised individual. In the gallery, it can act as a pressure valve to reinforce a conservative orthodoxy.

The artist often occupies a position of weakness, but by performing this weakness, the artist can reveal inconsistencies in the narrative. What is the social function of art? Is art intrinsically good or is it a form of control?

The group will determine the final outcome and possibilities for the work.

46

Deborah Ridley

(Under) Cover-versions.

Ambient covers of industrial classics.

The proposed activity is to use the time and space to record ambient cover versions of some of industrial music's classics.

Using the instrumentation used in the original music (see track listing, TBA) the participants will be left to record the ambient event 'noise' of the space. Sticking to the parameters of the original format, the music track, the participants and instruments are left to document the happenings within the event space, but only for the duration of the song.

Track listing, recording times, instruments and recording equipment will be provided by me, everything else is left up to chance.

People within the space will be left to interact (or not) with the instrumentation as they choose.

The (under) cover versions will then be made available, as part of the book archive as appropriate.

48

Edward Dorrian

- 1a How do you see/articulate/account for your practice when working in a learning context?
- 1b What do you ask of those you work with that doesn't get asked by the artwork itself?

- 2a How does an (extra-institutional) small artist-run space really operate within the institutional framework of Tate?
- 2b Can a school run in collaboration establish a site for practical enquiry and critical intervention?
- 2c Does the idea of the school-as-event allow both the site of this event (Museum) and the role of its participants to be openly questioned?
- 2d Can this constitute a 'Practice' that critiques ideas of 'participatory activity'?

50

Eitan Buchalter

Tank Conversations (3h).

Each participant should identify somebody in one of the Oil Tanks spaces who they don't know and is not involved with the summer school. They should then approach them and begin a discussion about a piece of art in that space.

Once the conversation has come to a natural end, each participant should take a photograph of the work they have just discussed and document their conversation in a notebook (notes must not be taken during the conversation).

This process should be repeated for 1h 30min. Then, all participants should upload the records of their conversations to one joint blog (45min). Finally, there should be a group discussion reflecting on this experience (45min).

52

Esther Planas
scio me nihil scire orscio me nescire
Escuela de Calor/ School of Heat


What is training? What is learning?

An ignorant master is not just an ignorant person who gets a kick out of playing master. It is a master who teaches - that's to say, who is for another person a cause of knowledge - without transmitting any knowledge. A master, thus, who displays the discontinuity between the master's control and his knowledge, who shows us that what is called "the transmission of knowledge" consists in fact of two intertwined relations which it is useful to disassociate: a relation of will to will and one of intelligence to intelligence.

Jacques Ranciere

Few very brilliant minds had questioned "knowledge" and its acquisition through out school, university and ultimately, the institution, as we know it along our Western History, from Socrates, Michel de Montaigne, and Josef Jacotot, till more recent ones as Jacques Ranciere, Ivan Illich or Luis Camnitzer. The idea at the core of Escuela de Calor is to give a supposed class that transforms in to an anti-class, a sort of anti-thesis of what any ones understand for a class to be...Not a workshop not a class not a lecture, more like creating a forum of horizontal relations where the "gesture" of my proposal activates questions and gives place to reflection about what we consider knowledge to be what we value about the idea of it and how far we are willing to go in order of supposedly acquire it. During my workshops I am aiming to point out at the Issue of learning and to the idea of de-learning as a good practice which-ever intellectual mental places anyone comes from ... questioning our systems of thought and supporting doubt, this should be the way... the openness, the anti orthodox, the re-vision
<http://escuelacalor.blogspot.com.es/>

Esther Planas July 2012



John Baldessari, Teaching a Plant the Alphabet 1972

54

Esther Windsor
Ugly Beast.
Seeks confessions of shame...

Confessions and stories of shame may be submitted during the Tate Tanks school activity, in the form of a private or public confession, written anonymously and posted in a confession box or recorded on video or audio. Disguise will be provided if desired.

This project builds on Ugly Beast's agony project with agony aunts: Esther Windsor and Tate Turner nominee, artist Angela de la Cruz. It makes homage to 'Letters to a Young Artist' 2006 and Gillian Wearing's 'Confess all on video' (1994) shown by Esther Windsor at the waiting room gallery, university of Wolverhampton. http://www.estherwindsor.com/waiting_room_pages/waiting_room_wearing.html.

Ugly Beast does curating on the radio and written portraits of artists on the therapists couch. Recent projects include:

Motherhood Power and Love: From yummy mummy, slummy mummy, supernanny to pram face. Esther Windsor talks to: Anouchka Grose, a Lacanian Psychoanalyst and author of 'No more silly love songs, a realists guide to romance'; Dr Lisa Baraitser, psychotherapist and senior lecturer in Psychosocial Studies at Birkbeck; Mo Thorp, Course Director of Fine Art at Chelsea. http://www.estherwindsor.com/ugly_beast_pages/ub_motherhood_power_love.html

A labour of love: psychoanalysis and politics. What is the value of motherhood? What's love got to do with it? What is emotional capital? Esther Windsor talks to Renata Salecl, a Slovenian philosopher, sociologist and legal theorist. Her books include: (Per)versions of Love and Hate (1998); Gaze and Voice as Love Objects (1996); On Anxiety (2004); Choice (2010) and Bice Benvenuto, an Italian psychoanalyst, founder member of CFAR and director of "Casa Verde", centre for the prevention of mental disturbance for children and adults in Rome. <http://www.enemiesofgoodart.org/a-labour-of-love-motherhood-as-emotional-capital-part-2-psychoanalysis-and-politics/>

Ugly Beast Manifesto

In Beast poetry will be made by all not by one.

In Beast we find words other than those already uttered, words never yet imagined, unique in each tongue, to name each and each alone.

In Beast rather than regressing to the simple authority of a religion or blindly submitting to the rule of money, capital and methods of production that are competitive and irresponsible, we can pursue an oeuvre of justice and civility by elaborating a real culture of persons, and of the subjective and objective relations between them.

Beast will do unprofessional curating.

Beast will support negative capability, as a mode of activity, wherein one is capable of uncertainties, mysteries, doubts, without irritable reaching after fact and reason.

Beast will beware of art schools, which are like crack dens rendering one helpless, dependent and fuzzy.

Beast will look beneath gestures of mastery and appropriation, attack indifference, allow fear and failure, avoid morals as excuses, love shame, earn integrity.

Beast's elemental passions, ugly outbursts and sorrowful remorse, make work, work.

In Beast, methods of seeing, hearing, speaking, living, all these wait to be made fecund by an innocent potency.

Ugly Beast is part of a Fine Art, practice based PhD. Esther Windsor is a curator and artist. Curating at 1000 000 mph, hull time based arts, the waiting room, University of Wolverhampton, mirror at London College of Printing and The Photographers Gallery. www.estherwindsor.com

56

Francesca Cho

Green is often known as the colour representing calm, healing and peace. Since a primary material for my installations is green grass, I have always hoped that people would be psychologically positively affected when seeing my work. Therefore, taking a holistic approach to exploring working practice will be of huge benefit to me.

I have been continuously working with the themes of hope and peace with all of my work. I believe artwork is able to contribute, like a medicine or remedy, to the wellbeing of people in all walks of life.

This is my proposal for both indoor and outdoor works. I would like to bring Nature into buildings. I want to take the fundamental elements from the concept of my original statement of my installations. I will install a grass carpet on top of a square glass tank filled with water. I would like to have meetings and discussions with the interdisciplinary team that will, I believe, develop in me a greater knowledge of my work.

I wish to evoke an emotional atmosphere and spiritual sensibility of hope and peace through the reflection of infinity within the surrounding space (water with mirrors). The work will feature groups of lighted candles arranged in triangles, squares and circles.

My work is site specific; I would therefore like to create installations relevant to the space. As my primary material for my installations is green grass, I will invite people to join me with many different activities e.g. watering the 'spring' grass and seeing the growing process or even drawing or painting the changes over time. I will use scented candles and therefore the exhibition space will be filled with their smell. When the grass has fully grown it will then start to decay. We will talk about how we compare our lives to nature within the city.

Also, people will be able to light candles. I would like to organise a group drawing workshop with 'candle ends'. The 'candle ends' will create new experiences of creating artworks with different mediums.

58



Gary Kempston
Experimenting out loud

Is it possible to define ugliness or beauty in sound? Perhaps with an experimental sound gathering. Through the formation of a form of noise 'class' where nobody is a teacher or a pupil. A place to play with sound-sources and create a field of noise from everything and anything.

Can a school be indoors and outdoors, in any environment that an individual finds themselves in, at any time and for any duration? Or at those times when the 'pupil' has the inclination to learn? Can organised learning be untutored and without direction?

Perhaps a school can be portable. A situation where an individual carries a device for recording an infinite palette formed by hitting, scraping, rubbing, tapping, dragging, snapping and smashing objects. If the results were recorded would they show potential functions?

Forms of communication?
An art form?
Pure self-expression through sound?
A means of compositional development?

Can self teaching without training produce valuable results and would the making of 'music' with non-instruments, through an improvised manifestation of the urge to create lead to any definition that could be considered in positive or negative terms?

60

Hadas Kedar

3 De Legs.

Photos, drawings, collages become 3D objects in space. Two Dimensional objects turn into 3D with the help of a stand, a leg, table etc. Front side, back side, sides side.

What are the inherent differences between 2D and 3D?

What are the political aspects of each category? What do they reveal? Hide? What information can we add to 2D object? Please bring drawings, photos, paintings and we will build a 3D object out of them.

62

Participants will be placed in groups of four around tables (if there are no tables, participants are asked to draw a circle on the floor with chalk to create a table space).

Groups will discuss the question:

What is the function of an artist?

Groups will be given paper and drawing/writing instruments and asked to record their response(s). Responses can take any form: one word, list, schema, drawing, etc.

-----fold here before starting-----

Once the group's response(s) is recorded on paper, the group will then discuss the implications of their response (societal, educational, personal) keeping in mind the following questions:

Is your response to the original question indicative of your thoughts about the value of art and artists to society? What influences your response?

Would you imagine that ideas such as these are internalized by artists?

Would you encourage your students to be artists? Why?

What is the function of an artist?

Are your responses influenced by being in this space?

64

James Hutchinson

Plastic Bag Art Solutions... PBAS

Film discarded Plastic bags.

Edit. Project!

Collect Plastic Bags, Wear Plastic Bags.

Be live ART!

JOIN Plastic Bags Make ART!

For examples of a recent PBAS

See "<http://www.movingartbox.de>"

<http://www.movingartbox.de>

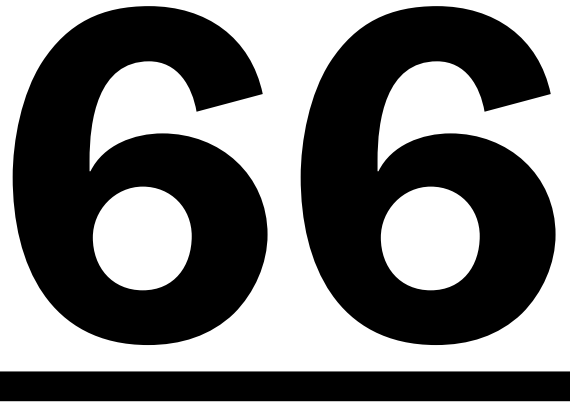
and "<https://vimeo.com/44446298>"

<https://vimeo.com/44446298>

and "<http://www.spacesocialspace.co.uk/JHsss.html>"

<http://www.spacesocialspace.co.uk/JHsss.html>

<http://www.spacesocialspace.co.uk/JHsss.html>



J. Dunseath

Repeat (in the afternoon)
without planning or consideration,
repeat the session you have just completed.

“Almost every work of serious contemporary art recapitulates, on some explicit or implicit level, the historical sequence of objects to which it belongs. Consciousness of precedent has become very nearly the condition and definition of major artistic ambition.”

In ‘Conceptual Art: A Critical Anthology’ (1999) Thomas Crows ‘Unwritten Histories of Conceptual Art’ examines the necessity of interrogating the ‘assumed primacy of visual illusion as central to the making and understanding of a work of art’. Using Sturtevant’s work to question the primacy of visual imagery, our attention is drawn to the value of reiteration and enforcement for re-evaluation in contemporary practice and methodology.

This proposal asks participants to repeat the session they have just completed, using the same tools, language, materials and avoiding the temptation to improve, or edit. They must attempt to repeat it as closely as they can.

The session will conclude on completion of the repeated session with discussion around the nature of repetition in contemporary practice and its pedagogic value, with summative documentation to be copied out by all participants.

Materials:

Materials from previous session
Pens and paper for summative notes copied out by each participant.

References:

Alberro, Alexander & Stimson, Blake. (1999) Conceptual Art; A Critical Anthology. MIT press
Hainley, Bruce. (2000) Frieze issue 53 ‘Erase and Rewind’
Lave, Jean & Wenger, Etienne. (1991) Situated Learning: Legitimate peripheral participation. USA: Cambridge University Press
Wenger, Etienne. (1998) Communities of Practice Learning, meaning and Identity. USA: Cambridge University Press.

J. Dunseath 2012

68

Jessica Potter

I propose a group description activity, along the lines of George Perec's A tentative attempt to describe a place in Paris, participants would establish a viewing position from which to describe. They would then engage in a process of writing that would describe in detail the events of one day.

Participants would be given a school exercise book and a pencil with which to write.

There is not limit to the number of participants.

Descriptions would be compiled at the end of the exercise.

Jillian Knipe
THINK TANKS:
What's the meaning of all this ... then?

The thing about playing is always the precariousness of the interplay of personal psychic reality and the experience of control of actual objects.

D W Winnicott, *Playing and Reality*, p54

To consider what something means requires understanding just as understanding connects with meaning. Straightforward enough and in visual art of the past when a winged infant with a bow symbolized Cupid, son of Venus, or sword and scales represented justice, there seemed to exist a concise code of interpretation, or at least a limited amount of options for debate. And many of those debates continue today.

Ideas around meaning have developed over the last century beyond the exclusivity of dedicated authorities (philosophers, historians, religions and so on) to the wider population. Such that people are more or less aware that meaning is subject to a myriad of factors including interpretation, context, perception and translation.

I propose a workshop to explore the meaning of the Tanks space. Not only in an effort to gain a better understanding of the space and its past, present and potential, but also considering the mathematical definition of mean as in the middle value between the lowest and highest values, the average. In this workshop, there is the endeavor to locate meaning somewhere in the middle of logic and imagination.

Requirements:

A timekeeper and giver of instructions. I imagine here Uma Thurman's monotone voice over the intercom a la Pulp Fiction or whoever does the recording for tube stations ("please stand clear of the closing doors") but a regular person in the room can probably do the job. You'll also need a pen or pencil plus a sheet of paper for each person. It's imperative that the different parts of the exercise are only revealed to participants one at a time – rather than letting everyone know about all the steps

from the beginning, before they do them. It helps with these exercises to count your breathing when starting as a way of focusing and getting into each activity as quickly as possible. Try to reposition yourself from one task to the next without taking a break. Shoes n socks off please!

Part 1: The Floor

Lie down facing the floor, eyes closed, arms along each side of your body, palms flat to the floor. Rest your head to one side for 1 minute then the other side for 1 minute. Open your thoughts to the floor.

Part 2: The Wall

Stand facing the wall with as much of your body touching the wall as possible. Eyes closed, palms flat to the wall and again, one side of your face for 1 minute then the other side for 1 minute. Consider the wall.

Part 3: The Ceiling

Lie down facing the ceiling, this time eyes open. Arms at the front of your body to avoid them touching the floor. Look around the ceiling for 2 minutes.

Part 4: The Response

Without consideration, physically respond to the experience you have just had for 2 minutes. There are no restrictions here. Stay in one place. Move around the room. If its easier with your eyes closed then do that. Be silent. Make sounds. Or a mixture of all of the above.

Part 5: The Writing

Without consideration, take another 2 minutes to write down whatever comes to mind from the collective experiences you have just had. And I do mean whatever. It could be a stream of words. A memory. A daydream. A shopping list. A drawing. Or you could make an object from the pen and paper.

Part 6: The First Conversation

Come together as a group and discuss the experience and interpretations of the space. Try to limit the length of time based on, say, 1 minute per person. So in a group of 10 the conversation goes for 10 minutes. The timekeeper can help keep this process spread amongst the group.

Part 7: Some Facts (to be read to participants after Part 6)

Consider the history of The Tanks space. As underground oil turbines for Bankside Power Station, these tanks were the location for part of the electricity making process for just over 30 years. Despite local protest the power station was built within 12 months in response to a power shortage and closed once the increase in oil prices made it unfeasible. As you're probably aware, oil is a non-renewable resource as it cannot be replenished within the human time frame. The use and burning of oil for electricity is an intermediate part of the process after drilling and refining to remove impurities. Air emissions from burning include nitrogen oxides, sulfur dioxide, carbon dioxide, methane and mercury compounds. In turn, these affect surrounding areas by rating highly in global warming potential, smog, respiratory problems, water pollution and brain, kidney and fetus damage. (source: United States, Environmental Protection Agency).

Part 8: The Second Conversation

Discuss the information from Part 7 and the physical and personal interpretive knowledge from earlier, in the context of one another and in the context of how The Tanks are now and will be used as dedicated performance and installation spaces. If prompting is required it may be helpful to suggest:

Alternative non renewable and renewable energy sources, their varying abilities to generate power and comparative impacts on the environment

Redefining space over time – the past, now, the future

Common ideas that resonate within specific spaces

Group effects on personal experience

Sharing moments of concentration

The difference between knowing and knowing about

Relationships between structure and performance and installation

Is any of this art?

In putting together this proposal I was influenced by many factors most of which I am probably not aware of, plus specifically thinking about, visiting, looking at, reading:

Air de Paris, Marcel Duchamp, 1919

Body Space Image: Notes towards improvisation and performance, Miranda Tufnell and Chris Crickmay

Collaborative paintings by Australian Aboriginal women demonstrating equality of contributing participants

David Hume's ideas, alongside other empiricists, on how only that which is experienced (evidenced by the senses) can contribute to our knowledge of the world as opposed to rational reasoning being a false path to knowledge.

Installation Art, Claire Bishop

Installation Art, Nicolas de Oliveira, Nicola Oxley, Michael Petry

Into the Eyes as Ends of Hair, Nina Canell exhibition at Cubitt Gallery, 23 March – 4 May 2012

Lyubov Popova and Varvara Stepanover's translation of revolutionary principles into fabric designs for everyday wear and use.

My favourite piece is the one we hear all the time if we are quiet, John Cage 1979

Never the Same Futures (Possible Futures, Probable Pasts), Simon Starling selected exhibition at Camden Arts Centre, 15 December 2010 – 20 February 2011

Observation Point, Zoe Leonard exhibition at Camden Arts Centre, March-June 2012

Rebecca Horn's transformation of an abandoned synagogue in Cologne into the artwork Mirror of the Night, 1998 as a means of reawakening historical memory.

The Artist's Breath, Pero Manzoni, 1961

The way in which it landed, Ryan Gander curated exhibition, Art Now, Tate Britain, 2 August – 26 October 2008

The Creativity of Everyday Life, paper by Gilbert J Rose, Between Reality and Fantasy: Winnicott's Concepts of Transitional Objects and Phenomena, edited by Simon A Grolnick and Leonard Barkin in collaboration with Werner Muensterberger

Whisper, The Waves, The Wind, 1984 and The Crystal Quilt, 1987, Suzanne Lacy

Trisha Brown's early works such as Man Walking Down the Side of a Building, 1970, Walking on the Wall, 1971, Rooftop Piece, 1973, exploring the basic relationship between structure and dancer along with the acknowledgement of the work always being in the process of being made.

1. Read aloud the following texts.

'The earliest attempts at keeping records seem to date back to the pre-pottery Neolithic period, when small clay tokens have been recovered in a limited number of shapes at several different sites from Çatal Hüyük in Anatolia to Jarmo in Iraqi Kurdistan [...] In time, certain tokens seem to have come to represent certain types of goods, sheep or cattle for example. Different sizes and shapes also came to represent different quantities, so it was possible to keep a simple record of transactions by this means.'¹

'In Mesopotamia, writing, together with a developing number system, was originally used primarily in registering the contributions to temples and palaces and the rations paid out by them [...] and may be related to the fact that of all the early civilisations, Mesopotamia had the most far flung trade and the most developed market economy. Early writing was also useful in the development of bureaucracy: orders could be transmitted to distant regions with some security that the exact instructions would reach the intended destination.'²

'No other kind of writing save the phonetic has ever translated man out on the possessive world of total interdependence and interrelation that is the auditory network. From the magical resonating world of simultaneous relations that is the oral and acoustic space there is only one route to the freedom and independence of detribalized man. That route is via the phonetic alphabet, which lands men at once in varying degrees of dualistic schizophrenia.'³

Now copy them out by hand and type the copies up, check the copies against the originals and correct as necessary.

2. Draw a circle.⁴

Erase the top eighth of the circle; one sixteenth either side of twelve o'clock. In this space, using a dotted line, draw a second circle equal in diameter to the erased space. This small circle should touch the arc of the first circle with the points of erasure meeting it at three and nine o'clock. At twelve and six o'clock on the small circle draw circular dots thicker than the dotted line. Draw two arrowheads on the circumference of the small circle, pointing anti-clockwise. The point of the first arrowhead is to touch the original circle at the point where it joins the small circle on the left. The base of the second arrowhead is to touch the original circle at the point where it joins the small circle on the right; so the point of the first arrow is at nine o'clock on the small circle and the base of the second arrow is at three o'clock. To the right of the diagram write "'Theology'" (Plato)' beneath the diagram write 'Figure 7'.

Draw a circle. Erase the top eighth of the circle; one sixteenth either side of twelve o'clock. To the right of the diagram write "'Pessimistic Skepticism'" or "'Relativism'" beneath the diagram write 'Figure 8'.

Draw a circle. Erase the top quarter of the circle; one eighth either side of twelve o'clock. Touching the points of erasure draw vertical lines an eighth of the diameter of the circle, with an equal amount of the line inside and outside of the arc of the circle. Between these lines, across the gap at the top of the circle write 'Silence'. At three o'clock on the circumference of circle draw an arrowhead pointing anti-clockwise. To the right of the diagram write "'Mysticism'" beneath the diagram write 'Figure 9'.

Draw a circle, the circle should be a solid line between three and ten o'clock and a dotted line between ten and three o'clock. At three o'clock on the circumference of circle draw an arrowhead pointing anti-clockwise. To the right of the diagram write "'Optimistic Skepticism'" or "'Criticism'" (Kant)' beneath the diagram write 'Figure 10'.

Draw a circle. At three o'clock on the circumference of circle draw an arrowhead pointing anti-clockwise. To the right of the diagram write "'Absolute Knowledge'" (Hegel)' beneath the diagram write 'Figure 11'.

3. 'You have carried out well the school's activities; you are a man of learning' – Sumerian text c.2,000BCE.⁵

-
- 1 Crawford H. Sumer and the Sumerians, 1991, Cambridge University Press (p. 151)
 - 2 Bellah R.N. Religion in Human Evolution, 2011, Belknap Press (p. 226)
 - 3 McLuhan M. The Gutenberg Galaxy, 2011 (first ed.; 1962), University of Toronto Press (p. 26)
 - 4 Kojève A. Introduction to the Reading of Hegel, 1969, Basic Books (p.105)
 - 5 Kramer S.N. Cradle of Civilisation, 1969, Time Life Books (p.125)

74

Julia Moore
Art school

Art school invites a group of participants to explore the theatricality of being at art school through creating a group of characters and a drama to tie them together.

Materials
Participants
Large sheets of paper / affixed to wall / on table
Coloured felt tip pens / other writing / drawing instruments
Instructions
Cards of Direction

Instructions
Each large piece of paper represents one character in the drama 'Art School'. Each character needs to have the following characteristics defined by the group:

Name
Appearance
Overt personality
Hidden personality / motivations
Theoretical / artistic interests / encapsulation of work
Frequently occurring dramatic situations

There is one large sheet of paper per participant. The work is made in a number of stages, which divide into two meta-stages

Meta-stage One

1. First, everyone makes up a name for a character who might play a part in the art school drama. They write this at the top middle of the paper.

2. They pass the paper to the person on the left (or, if paper is attached to wall, the participants move to next piece of paper). On this sheet, the participant draws the character (appearance) inspired by the name which has already been given. Drawings can be as sophisticated or crude as desired, but remember the next person needs to use them as a basis for character development, so some degree of representationality would be appreciated.

3. Sheets are passed on again (or participants move to a new sheet). The next task is to write down some words to capture the overt personality of the student / tutor / other participant drawn and named on the paper.

4. The sheets pass to another participant. Next, the participant looks at the available information on the sheet (name, representation of the character, overt personality) and, on the basis of this, writes down elsewhere on the sheet the hidden personality and motivations of the character.

5. The sheets are passed to the next participant. Again, taking into account everything that has been written or drawn so far, the participant writes down some notes about the artistic work, theoretical interests and/or cultural position of that character. Here, images as well as writing might be appropriate.

6. The sheets are passed again (or participants move to the next sheet). Finally, participants look at the information on the sheet and develop 3 or 4 possible dramatic situations which would work cohesively for that character

Meta-stage Two
In this stage, the set of characters developed at stage 1 above are incorporated into a narrative / drama, authored jointly by all participants. Three new, large, sheets of paper are pinned to wall (or placed where all can see them) and a rough plot / set of storylines mapped out.

Notes
Remember to leave space for further stages, but be bold in writing / drawing
If there are few participants, you might end up, writing dramatic situations for someone you named. This isn't a bad thing.

76

Kim Wan

INSTALLATION ART is a broad term applied to a range of arts practice which involves the installation or configuration of objects in a space, where the totality of objects and space comprise the artwork. Installation Art is a mode of production and display of artwork rather than a movement or style. Installation Art can comprise traditional and non-traditional MEDIA, such as PAINTING, SCULPTURE, READYMADES, FOUND OBJECTS, DRAWING and TEXT. Depending on the number of objects and the nature of the display, installation spaces can range from cluttered to minimal. The experience for the viewer of Installation Art is very different from more traditional artwork, such as painting, which is usually viewed from a single reference point. Installation Art requires the active engagement of the viewer with the artwork. This may involve the viewer entering into the space of the artwork and interacting with the artwork. By entering into the space, the viewer encounters the artwork from multiple points of view, rather than from a single PERSPECTIVE more typically associated with looking at a painting. Installation Art may engage many or all of the senses - touch, sound and smell - rather than just the visual or optical sense. Installation Art also foregrounds experience and communication over the production of a finished art object.

Installation Art is characterised by the incorporation of the SITE or space of display into the artwork. In some instances the site or location of the work is an intrinsic and non-negotiable element of the work. To move the work or recreate it in another site would constitute the destruction of the existing work and the creation of a new work, which may contravene the artist's intentions. This type of Installation Art is called SITE-SPECIFIC, where the creation of the artwork relates to, and is contingent on, a specific site. Many artists who create Installation Art impose conditions and provide detailed instructions with regard to the installation of the artwork, such as indicating where and how it can be installed, what materials are to be used, and whether it can be reinstalled in the same or any other site. While the site is a central component of Installation Art, in some instances it may not be particular to the artwork; therefore the artwork can be reconfigured or reassembled in other similar sites or spaces in its existing state or in a reconfigured state, subject to the conditions of the artist. For example, an installation might be assembled and exhibited in various gallery spaces within an ART MUSEUM or in a context outside the museum, such as a public space or in an ART FAIR or BIENNALE. <http://www.kimwanart.com/>

Exercise: Using any resources to hand, create a site-specific artwork.

78

Lee Campbell
SCHOOL OF LAUGHTER

Instructions:

Get into pairs.

Decide a topic which will make you both laugh

Speak about the topic for two minutes and record it using a sound recording device

Consult www.leecampbellartist.blogspot.com. Look under section 'School of Laughter'

Using the Jefferson Conversational Analysis Technique, transcribe the sound recording of your conversation onto paper.

Discuss how you found using the technique. Answer the question: 'How easy was it to transcribe laughter, a non-verbal auditory form into a visual form of written utterance?'

Using the transcription as a script, perform the transcription.

Discuss how you found using the script. Answer the question: 'Did the laughter you had to produce in the script as a form of 'canned' laughter produce further laughs?'

Comment on your experience at www.leecampbellartist.blogspot.com.

SCHOOL OF LAUGHTER explores different forms of laughter as a tool to help re-articulate the performative document's relationship to the comic and the canned. Participants as students will interrogate how laughter, the document, interactional sociolinguistics, liveness, word-play and the speech act may co-exist. The conceptual framework deploys Interactional Sociolinguistics as analysis (Jefferson 1984) to a philosophical concern towards performance reproduction (Phelan, 1993) that liveness cannot be reproduced. The activity hopes to shed light on a curiosity as to whether there is something inherently comic in the canned nature of mechanical reproduction (North 2009). Laughter-inducing conversations done as pair-work are sound recorded and then transcribed using a method of Conversation Analysis (Jefferson, 1984). Participants are then encouraged to consider laughter as a visual form of written utterance and how it may complicate a claim that it is 'visual as well as auditory' (Glenn, 2003:8) and reflect on a version of society as being 'ocular-centric' where vision is privileged over other senses (Jay, 1993). Applying the concept of liveness to Kant's suggestion that laughter is related to 'expectation' (Kant, 1952), the transcription is then enacted and assess it as a script of performative expectations. How would the need to comply with the script affect the each participant as performer's delivery of it?

Technical requirements: 1) Internet Access
2) Pen 3) Paper 4) Sound Recording Device

Jay, M., 1993. Downcast eyes : the denigration of vision in twentieth-century French thought. University of California Press. Jefferson, G., in J.M. Atkinson and J. Heritage (eds.) 1984. Structures of social action; studies in conversation analysis (pp. ix-xvi). Cambridge University Press. Glenn, P., 2003. Laughter in interaction. Cambridge University Press. Kant, I., 1952. The critique of judgement. Oxford : Clarendon Press. North, M., 2009. Machine Age Comedy. Oxford University Press. Phelan, P., 1993. Unmarked: the politics of performance, London: Routledge.

Leslie Barson
A 'Utopian' Vision?

All theories of 'education' reflect some underlying ideological position toward the present or future state structures and these must be made explicit. Therefore any changes in these theories can only be understood as part of a radical transformation of society as they assume some changing role to a centralised state. Therefore these theories have to be seen as part of a total revolutionary project.

There term 'education' is being avoided here for the more open, less laden term 'learning' because this concept, education, underpins the present ideological world view of commodity driven, dependency and authoritarian models of learning. 'Education' has become a constructed specialised activity which can be given and taken away. It functions as an economic category where it is given a 'value', taken away from the individual and then 'sold' back to them in the form of an 'expert', or a paid professional that the individual thinks necessary in order to learn.

I will lay out the principles on which a new vision of society could be built with the details of how left to the future..

The place to start is with ownership of the mind, that is a mind needs to be free from dogma, imperatives and authoritarian structures. To achieve this, the conditions under which people live should be as open, flexible, accepting, creative, encouraging and unconditional as possible. This open mind will mean there will be a change in psychological perspectives without imposed structures, morals or dogma.

But a further necessity is self knowledge, knowing who you and what you want to do in the world. The goal for the human in this new world is self development in the sense of gaining self awareness about who you are and your place in the world and then acting with that knowledge which then creates more self knowledge about your place in the world and how you can act upon it and so on. It is not just about knowing but using that knowledge to do things in the world, to transform it. Through this, there is development of the environment and community that person acts in.

Another side of this self knowledge is to understand the social forces and process acting on a person and the community in any society and be able to articulate them, critique them, and then to change them or move them forward. That is, to be self reflective about your place in the world. It is only through critique that individuals can understand and transform the world, praxis which is the coming together of thought and action to transform the world, freedom. This is a view of being human as having "inner self sufficiency" (p.93 Reich) that is able to learn what it needs to know

Learning is to exercise the will. It is not a separate thing that has a special place or time. Living within a community entails learning and there would be little separation between learning and living. Interest is what drives learning forward and relies on self knowledge to know what you are interested in. Learning must not be made subservient to any other part of society but is important in itself and for its own means. Knowledge is a means if understanding and critically analysing all social forms.

People show others what they are interested in and they show it to those interested to know more about that which increases self responsibility and decreases dependency of both those showing and those learning.

To imagine a society with integral leaning by free and supported learners would mean that the shape of everything else would be different. Arbitrary divisions based on economic need would disappear. For example the notion of 'childhood' a time of life when a person is kept in economic servitude and dependency due only to their age would disappear. The person of a young age will be as much an active part of their community as they wish contributing what they can in the same way as any other member of the community contributes what they can. In the same way their needs will be met as far as possible. But their status is not one of moral inferiority due to young years. They are independent beings integral to the community as everyone of any age is. However, the people of young age will not be the responsibility of the community in a Kibbutz like vision as the tyranny of the individual has been replaced by the tyranny and dependency of the community. Taking care of, through support and unconditional love, people of whatever age will also be done by those who would like to do that including mothers taking care of the people they give birth to. This role is one of the most important in any community.

Organisations would grow out of workplace need of getting a particular task done. They would fall away when that task was done. Everyone needs to be part of the community in a real and useful way. Everyone regardless of age would be a participant in shaping the way society was run and its future, explicit actors in making their own history. Society would be a place of culture where you learn to be part of your community through imbibing its culture as you live.

Decentralisation of urban power structures and technology will be a facet of this world with those involved in a problem being the ones to solve it in their way. This means there will be lots of different solutions to similar problems which leads to self management, variety and growth of thought. It also means the problems are smaller in the sense that they affect fewer people and the solving of them is the responsibility of those affected. Being smaller the problem is more manageable and more in control of those affected as it is part of their lives. They can quickly try a different solution or change the solution in small ways. This will mean that institutions like school, marriage, and central bureaucracies like taxation will disappear. It does not mean that learning, love and commitment to a partner or community planning will disappear but that the power structures will be non hierarchical.

Described here are utopian principles, not a utopia. There cannot be a blueprint for change but rather, a constant dialogue about means and ends.

Matthew Lee Knowles
60 out of 85 Classroom Events

1. Recite the alphabet in the manner of a young child, making numerous mistakes and omissions.
2. Write down today's date in an unusual way.
3. Pretend to tear this page out and eat it.
4. Are you a cop or a robber?
5. Ask somebody for the time and then bark or growl at them.
6. Draw out (in the air, with a finger) a swastika or cock and balls.
7. Read this sentence secretly - don't let anyone else see it.
8. Throw this book like a Frisbee into a corner.
9. Read this sentence whilst facing a wall, preferably in a corner.
10. At the point marked *, improvise ten words. "Long, Long Ago * The End."
11. If Lisa was on the 13:24 Leeds train and it was running on time, at precisely which point did she realise she'd left her baby on the platform at King's Cross?
12. If a teacher refuses a pupil who wants to visit the bathroom and the pupil subsequently messes themselves; who is to blame - the weak-bladdered student or the sadistic teacher?
13. Pretend your hands are chewed gum - now hold onto a chair and don't let go.
14. At once, be the bully and the bullied. Show it in only one part of your body, perhaps a knee or a finger.
15. You've accidentally been locked in your school overnight - tell someone what you'd really do.
16. Shout out how many times you suspect you'd have sex with your teacher before it all fell apart.
17. Sing or speak the first verse of The Wheels on the Bus, missing out the word 'round'.
18. Imitate the birth, life and death of a school bell.
19. Think about these words and what they have in common: COOL, LOO, LOCHS, COS, SO, OH, LOCO.
20. Recall the most terrible thing you ever did at school.
21. Pretend to snap a non-shatter-resistant ruler, in front of your open eyes.
22. Try to touch a surface above your head. If you think it will help, use both hands.
23. Talk to someone and repeat everything they say in an increasingly high-pitched tone.
24. Mime scratching your fingernails on a blackboard and wear an appropriate facial expression.
25. Improvise a limerick in the style of a school child.
26. Improvise a limerick in the style of an ageing headmistress.
27. Pull a funny face behind someone's back; if they turn around, don't drop the expression.
28. Pick a grade (A-F, or U [unclassified]) which suits you best and then make that letter shape with your whole body.
29. Copy a person's actions for exactly one minute, without their realising it.
30. Two people stare at each other for about ten seconds and then person one mouths the words 'shut-up' whilst person two actually speaks them.
31. Choosing arbitrary starting points in the alphabet, a person(s) shouts their way through to Z and then stops.
32. Pretend to rub out a nearby three-dimensional object. (If you have time, actually rub it out.)
33. Stand on this page.
34. Balance this book on your head.
35. Sing a bit of a Queen song (preferably These are the Days of our Lives) either aloud or in your head. If you don't know any, ask somebody who looks like they might be able to help you.
36. Stand up very straight, chin up high and walk towards a wall-right into it and possibly through it (using a door is prohibited.)
37. Recall a single esoteric event from your schooldays and orate the memory to your nearby minions.
38. In the style of an overly-enthusiastic teacher, record an encouraging comment on this page, regarding the words you are now reading.
39. Tell a joke that would make a five year old die laughing, a twenty-five year old chuckle and a fifty-five year old mishear you.
40. Put your hands in your shoes and move in a comical way through your surroundings.
41. Two people sit facing each other. One person delivers a complex equation and the other person mouths the answer.
42. Tap someone on the shoulder, look concerned and say: "See me."
43. Recite the opening of any play by Shakespeare, with deep warmth and overly long pauses in uncomfortable places.
44. Close your eyes and recall a portrait of yourself as an adolescent.
45. Convince somebody into telling you a secret.
46. Think alone or have a group discussion regarding the similarities and /or differences between the social insects and school children.
47. Find a female, imagining her name to be Virginia. Addressing her as 'Sir', inquire of the time.
48. Speak normally but leave the breadth of a thumb between each word.
49. Read the following sentence as if English is far removed from your mother tongue: "The gift of love is rightly treasured, Its countless blessings can't be measured."
50. In quick succession, act out the following:
 - 1) initial knowledge of cigarettes
 - 2) temptation and peer-pressure
 - 3) active smoking
 - 4) addiction
 - 5) lung cancer
 - 6) death.
51. You were knocked down by a car outside your school in an instant of childish carelessness. Dead within thirty seconds, all that now exists of you are those school trip photographs, arms around shoulders, adolescent branded clothes and bad hair.
52. Convincingly pretend to pick your nose and then wipe your finger on someone's shoulder.
53. Silently look someone up and down with absolutely revolting disgust and vile bile.
54. Think up a fantastic excuse for not having done your history homework.
55. Have a competition to see who can make themselves blush the quickest.
56. Wait until somebody uses a word which sounds a bit rude like direction, bomb, or funny - then point this out.
57. You're in a room, screaming in desolation. Nobody can hear you. Why did you choose to be depressed at the Institute for Blind People?
58. After Sarah Connor has ice-cream scooped into her apron by a child in the film Terminator, a colleague, noticing her dejection says: "Look at it this way. In a hundred years, who's gonna care?"
59. Potential rapists, murderers, war criminals, hooligans, fraudsters, corruptors, cheaters, cancer victims, schizophrenics, wasters, paramedics, lawyers, managers, executives, cleaners: statistics.
60. Exercise your right to keeping hold of this book and refusing anybody else who wishes to see it.

84

Mirja Koponen
Therapy Session (going backwards-forwards)

The objective:
to expose and open-close a space between affect and feeling;
to impose, to force, to recourse into a retrograde debates about the 'meaning of art'
(historical re-enactment);
to revisit 'live time'; to structure; to project

The Therapy Session is conducted in groups of maximum 10 participants.
In the beginning of the session the participants discuss the proposal and select a course of action from 2 identical alternatives:
action based on work / discussion (workshop)
action based on action (event)

a) action as a workshop

- Some objects are brought into the space (several, some, none by each participant).
- The objects are rearranged three times into different configurations by consensus.
- The participants each give a short reading of what they consider as the formal qualities of both the consensual process and the three object configurations.
(Each configuration is documented by photographing.)
- The participants each give an assessment of their personal feelings of the consensual process and the three different configurations.
- The participants discuss the following claim:
'Art is not therapy (because)'

The outcome:
Each participant moulds the course and content of the session into a form of a single, (recurrent or unanswered) question. These questions are collected and made available, together with the documentation of the object configurations, as 'Therapy Session II'.

b) action as an event

The participants devise an individualised strategy for action: to engage with the eyes / gaze of each co-participant before leaving the space.

There is 'no outcome' for this course of action.

86

Neil Ferguson
Liking Doing and Doing

Thinking about making or reasons to make...an anthology of tricks.

The exercises look to assert a claim that seeing and producing brings pleasure to be valued as a connection between thinking and action. Theory and practice in tandem.

The exercises have nothing intentionally to do with "art market" values but more directly with the manner we, as individuals, connect with the world in a manner that adopts a collective responsibility. We enjoy sharing, hopefully pleasures more than pain.

To be a teacher is my greatest work of art,

- Joseph Beuys

The proposal recognises this statement in interpreting teaching art from a positioning of "everyone [being] an artist."

Why not have some serious fun?

However it also becomes important to stress that art is not compulsory and at present everyone is not doing art.

However, perhaps by engaging with notions of "pleasure" and "liking doing" by linking enjoyment with the mechanics of simple thought and acts we can offer routes of enquiry into thinking and style that offers Beuysian freedom.

The simple sets of exercises look to link words to drawing and drawing to words, through commands, directives, sounds, rules and play.

They propose to access words and gesture as images through sequences and series of drawings, marks and words as responses.

These drawings are NOT aimed at teaching style. But rather at developing style of communication through personal need.

Using words and marks offers consideration of our own complex system of communicating.

This system, call it art(?) may not claim sense, but offers intelligent induction rather than stylistic reduction. This requires our acceptance of the range of non-sense in our presentation and interpretation of things. From "Manga" to graffiti to petals on a flower. From poems to chants to slang. How do we communicate what we know?

The session should contain visual and spoken exchanges operated as conversations based on the constant compromise in sharing and describing thoughts and situations.

The session should begin using simple exercises.

Each exercise should be developed through sequences and evolve into series. Participants should lay their work out in front of themselves. These need to be seen by themselves and others. Emphasis should be placed on discussion encouraging people to select favourites and offer reasoning to their selections.

Sharing pleasures is an important feature of the exercises.

Sound and mark
word and mark

Drawn line and sound

Drawing Line and word

Construction of poems using words and lines

Playing and acting out the poems as mark, line and gesture.

Constructing forms out of the cards

Inducing irrational narratives

Inducing colour connections to words

No need to be rational- be irrational


Reading forms, sensing things.

Working things out.

Actions as instruments of social awareness.

*Art is like an instrument of social awareness.
It is an effective dialogue.*

- Keith Tyson



Patrick Loan
Tennis Coach - Tennis Player

Participants use photocopies of drawings of tennis clothing to take on the identity of either the 'tennis player' or the 'tennis coach'

A frame is constructed (like the frame of a TV screen – life size) in the space (either suspended or like a stage set). The 'tennis player' is situated inside the screen. The 'tennis coach' will be standing to the side of the screen.

The 'tennis coach' creates placards using a series of words:

WHAT ABOUT YOUR FOREHAND?
WHAT ABOUT YOUR BACKHAND?

Practice your backhand

Practice your forehand

focus on the ball

defend your position

SMASH

concentrate

stay in line

play the percentages

dominate


APPEAL

The 'tennis coach' shows the placards to the 'tennis player' who physically responds to the words and to the promptings of the 'tennis coach'. The responses of the 'tennis player' take place inside the frame of the 'TV screen'. The physical responses to the words take on a theatrical nature.

The process lasts 2 minutes. The coaching is completed.

The next participants take their places.
The process is documented.

90



92

SE Barnett

There is a gathering of no less than 2 and no more than 12 people

There can be a leader or teacher or not. There must be an organizer for practical purposes.

A book is chosen to be read – this can be determined democratically or not. The group meets and reads the book aloud. This can be accomplished by a single individual or across the population of the group. It can take place in one extended setting or over a number of meetings. If the latter is selected the overall time from beginning to end of reading the book takes place over no longer than one month. During the reading of the book time can be allotted for questions and critique. This can be interruptive or intermittent.

94

Sharon Gal

This proposal is for an exploration and development of a collaborative text/vocal composition, called “For the Love of Books”. It is a 90 minutes activity, which can suit various group sizes from 3 to 45 participants. Group size depends on the sound and acoustics of the space in which the activity is to take place.

Each of the participants is asked to bring in three different books or texts that they like and feel a strong connection with. Ideally, these would be different in nature and style, e.g. fiction, poetry or academic texts. This is up to the participants and should reflect their interests and personal taste.

At the beginning of the sessions, the participants introduce themselves and talk a little about the three books they chose to work with, as well as the reasons these particular books were chosen. They are then asked to assign a number to each book; 1, 2 and 3.

Following a vocal warm up, we start exploring the piece. First, we try it with a conductor. The conductor indicates which book to work with by displaying a card number 1, 2 or 3 and pointing at specific individuals or a section of the group, indicating they should recite their chosen text. The conductor does not know which numbers were assigned to which books and so the

different texts are juxtaposed, forming new connections between words and giving rise to new meanings and interpretations. This is developed further, by introducing dynamics and tempo variation into the piece (‘Quiet’, ‘Loud’, ‘Fast’ and ‘Slow’). The first conductor is the leader of the session, but subsequently other members of the group are invited to conduct their own variations of the piece. We will also try the piece as a group improvisation, without a conductor, and each participant will decide when to contribute and which text to introduce.

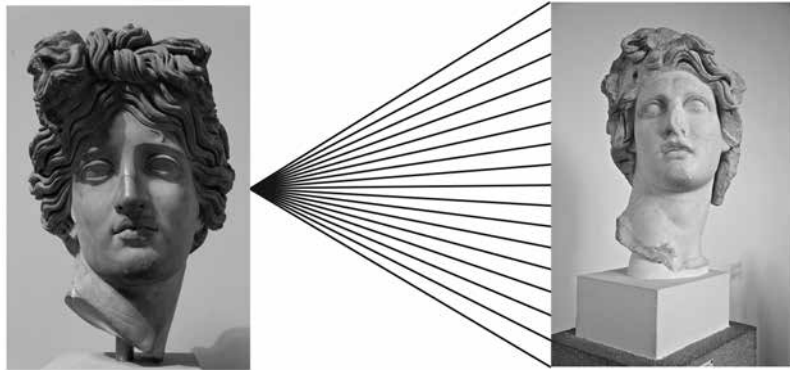
The composition could be developed into a performance, in front of an audience, at the end of the session. (Though this is not an essential requirement of the piece)

“For The Love of Books” presents a new approach towards working with text and exploring meaning. It suggests new strategies for deepening our understanding of language and written material. It presents teaching as a shared experience, which inherently also includes learning. The piece highlights personal connections and individual tastes and offers them as resources for the larger group. It proposes the development of a new pedagogy, in which the curriculum is not implemented by a higher external body, but evolves organically, growing from within the group; informed by its needs and aspirations.

Simon Wells & Max Mosscrop

“The establishment of an image-free zone, entry requiring full compliance and participation.”

96

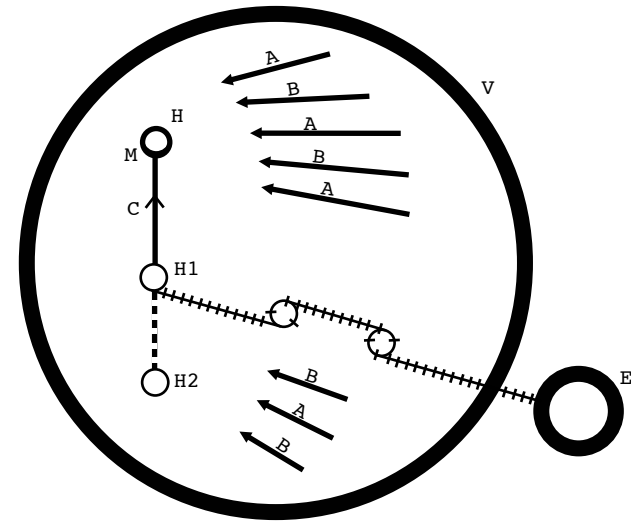
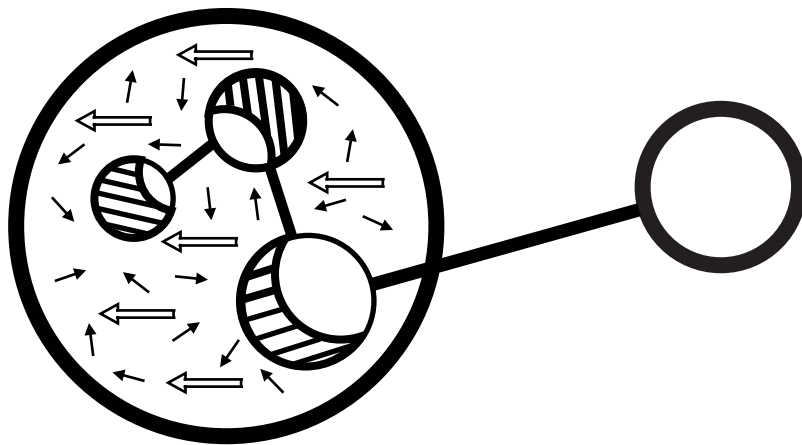


SOL
Horus
Apollo

OM
Set
Eris

ON
Winged Sun Disc
Helios/Dionysus

Osiris



V...life.

H...an individual person.

A...influences created in life, that is, in life itself – the first kind of influences.

B...influences created outside life but thrown into the general vortex of life...the second kind of influence.

H1...a person, connected by means of succession with the esoteric centre or pretending to it.

E...esoteric School, standing outside the general laws of life.

M...magnetic centre in an individual.

C...influence of a person HI on another person H; in the event of they're actually being connected with the esoteric School, directly or by succession, this is the third kind of influences. This influence is conscious, and under its actions at the point M, that is, in the magnetic centre, a person becomes free from the law of accident.

H2...a person deceiving themselves or deceiving others, and having no connection, either directly or by succession, with the esoteric School.

0 UNICORN 0 DIAGRAM 0 CLUSTER
0 OUTLINE 0 THE SECRET
0 DIVERGENCE 0 RULERS 0 HOLE
0 REFERRARY 0 DISTANCE SLIDES
0 CONVERSATION PACE 0 TAPE
0 IF AND ONLY IF 0 SURROGATE 0 UNIT
0 REBOOT 0 WHITE LINES 0 ZONAL STRANGE
0 WING 0 COMPASS 0 DELAY 0 DESERT
0 WEDG 0 STALAC
0 CONVECTION 0 XYZ 0 EXPANSION 0 DUST
0 PLOT OUT 0 RESET
0 ALIGNMENT 0 INTERFACE 0 CONJUNCTION 0 HOTSPOT 0
0 OTTO'S WALK 0 SOLID HISTORY
0 LOOP 0 PLACEBO 0 PLIMSOLL LINE 0 TRACK 0 ENCLOSURE
0 REPOSITION 0 ONE MORE MORNING - SURVIVAL
KIT 1
0 BACK LIGHT 0 SIMULATION AND SUMMARY
0 THE ENDURING TRUTH
0 PARTICLES 0 POINT VIEW 0 DATA LOGGER
0 U.K.I. WALK 0 BACK AND FORTH
0 TRAVEL GRAVEL 0 FOR THE BIRDS 0 HELIDROP
0 TRANSPOSITION

*

102

Tansy Spinks
Tate Tanks:
Take a Space, Make a Sound In It.

This proposal, for a Summer School activity in Tate Modern's Tate Tanks run by Five Years Info., takes as its cue, a description of the tank spaces by architect Jacques Herzog as "an instrument that can be played in many ways."

Description:
Three subterranean chambers, three participants in each space, measuring, mapping the spaces; length, breadth and height. Each point of measurement is individually marked by a sonic 'marker' – building up a composite sound to create an aurally mapped version of the space. Participants move slowly through the space, (one tracking the length, one the width, the other, the height), sonically 'marking' as they go, the sound being immediately recorded, looped and played back into the space. This 'measurement' then becomes an aural part of the space itself, for all to hear.

The sounds that emerge will be built up gradually, as a unique live, evolving sound work, either by the participants inhabiting each space, one after the other or by making use of all three spaces simultaneously.

People:
This event would be 'work-shopped' briefly in advance with participants and could, (but need n't) involve the presence of the artist as a contributor to the sound making. The involvement is democratic in that no instrumental skills or previous experience is required.

The audience/listener/'experiencers' remain in a space, or move into the other spaces along with the participants or move freely between the spaces. There is no formal seating.

Outcome:
The sounds will simply be the result of this performative, aural mapping event. The itself event will provide a new, sonic version of the spaces, to be experienced live, then archived and added to the site-specific definitions of the unique Tank spaces.

Sounds:
The specific sound making devices are to be determined in advance. For example an instrument may be used, or a suitable 'found' object from the site, or a part of the site itself activated (eg using the resonance of the metal walls), or by using a voice... Each time this event occurs, the devices used could be different ones.

Additional equipment:
Two stereo amplified speakers per space
One microphone/radio/contact microphone, per participant
One Boss loop station per participant

References:
Draw on the concepts of free improvisation, instructional scores, site-specific sound art, event scores and John Cage, Allan Kaprow, John Stevens, Cornelius Cardew, Fluxus, John Lely, Pauline Oliveros, Yoko Ono, Maryanne Amacher and more.

Tags:
Sound, listen to the spaces, participatory action, performativity, numeracy, acoustics, music, defining a space, site-specific, additive sounds, the perpetuation of the loop...

Proposer:
Tansy Spinks, artist/lecturer/musician/Phd candidate in livesite-specific sound, based at LCC (CRISAP) University of the Arts, London. www.tansyspinks.com, contact@tansyspinks.com

13.05.12

Teachers Consult 2012
(Joanna Wilkinson, Kate Jackson, Amy Mckelvie, Linda Scott and Effie Coe)

- 1) Have a glass of wine or more
- 2) Go to a zumba class
- 3) Make a new friend
- 4) Swim (Dive into some waves)
- 5) Take a walk in the park
- 6) Watch Kardashians???
- 7) Fly
- 8) Go for afternoon tea
- 9) Go on a boat trip
- 10) Eat chocolate
- 11) Read in a hammock
- 12) Get a head massage
- 13) Fall in love
- 14) Turn off your phone
- 15) Learn something new
- 16) Go to a festival
- 17) Buy something
- 18) Introduce yourself to a new artist
- 19) Sing a song you remember from assembly
- 20) Dance...
- 21) Watch some fireworks
- 22) Take a photograph
- 23) Listen to answer phone messages
- 24) Sharpen a pencil
- 25) Tick something off your list
- 26) Write something down you have already completed, 2nd tick it off!
- 27) Get a compliment
- 28) Help a stranger
- 29) Put on a pair of tights
- 30) Floss your teeth

SUCCESS CRITERIA

Use the list to:
Write a poem
Draw something
Perform
Film
Start a collection
Collage
Discuss?
Categorise
Rate/Level
Evaluate
What are your learning objectives?
Draw a diagram
Compare and contrast
Tweet
Flash Mob

106

Tom Estes

As an artist I have always leaned toward making Live Art Performance work that is participatory or immersive in some way. I try to do this with wit and economy and by paraphrasing early Sci-fi and horror films and their associated ideological fictions.

The science fiction and horror genres have long served as a useful vehicle for "safely" discussing controversial issues and how individuals are constrained, liberated or altered. I find that using these devices in an artistic context not only allows for a deeper examination and reflection but also allows the viewer the perspective of watching remote events.

In my Live Art performance I stage an 'action' and then ask members of the audience to take pictures on a communal camera. In this way, the audience becomes an active part of the performance, and the pictures are then posted on on-line social networking sites and web sites to be shared amongst each other and for another, wider on-line audience.

My proposal for the Five Years Tanks Summer School at Tate Modern is to build on my existing practice but with one slight twist. In this instance, rather than stage the Live Art Action myself, I would like the participants to stage an action themselves as a form of 'adult play'. The aim is to provide random objects such as glow sticks and sparklers (permission pending) and ask the participants to interact or 'play' with the objects. The Play should be a self-chosen activity, rather than a prescribed, active, self-initiated process, intrinsic, episodic, rule governed and symbolic.

Learning Through Play is a term widely used in educational and psychology to describe how a child can learn to make sense of the world around them. In order for an activity to be considered play, the experience must include a measure of inner control, ability to bend or invent reality, and a strong internally based motivation for playing. Through play, children can develop social and cognitive skills, mature emotionally, and gain the self-confidence required to engage in new experiences and environments. There are critical differences between play and work by a parent or teacher. Although many educators and parents are beginning to understand the theory that Play is not wasted time, it might be difficult for the adult mind to understand the perspective of the child: That play is a process, but without a predicted outcome or product. Work, on the other hand, has a definite intent and a prescribed outcome. If parents and educators try to label experiences as play but in reality have a specific requirement for the activity, then it becomes work, not play.

There are five elements that will be presented to the participants regarding play: www.tomestartist.com

Play is spontaneous and voluntary.

Play involves active engagement on the part of the player.

Play involves an element of make-believe.

Play must have no extrinsic goals; there is no prescribed learning that must occur.

Play must be pleasurable and enjoyable.

108

Walter van Rijn

Spoken Title (date)

The activity I propose consists of reading out loud text based on titles of artwork, with their dates and artist or author. This speech based event engages with the Tate archive and collection as an example of the 'real' and allows a personal and impersonal selection and experience to take place. By re-using artwork titles and reading these 'live' the artist aims to explore the museum-event as a way to re-distribute art.

The titles:

The text to be read out is made up from artwork titles that are part of the Tate collection, and from artwork titles supplied by the participants or public. The artist mixes, inserts, (re)arranges and amalgamates titles into a new text-based work. Through these procedures it becomes more than a copy or a database. The new selection and adaptation of the object of art from an art collection provides a starting point for a different dispersion. In this version the main dispersion happens by reading it out, allowing the reader and audience to give new meaning to artwork titles and re-imagine the artworks.

The reading:

The performance part of this activity can be organised as a solo or group reading, as a computer based reading, or as a participatory event, or a combination of the above. The performance is flexible in structure but the context in which it happens needs to allow the performer and listener to focus on the spoken word. The reader/ participants decide how to read the text, i.e., speed, intonation, expression, movement.

Depending on access to the Tate archive, acoustics and the programme of the other activities for the Tanks Schools and Teachers Summer School, the artist will collaborate with the gallery and participants to develop this proposal into more detail.

Notes.

.....

Notes.

Notes.

Notes.

Notes.

Notes.

Notes.

Notes.

Notes.
